

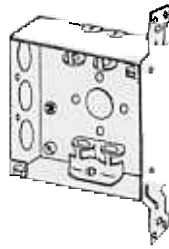
## X-REFERENCE

### Outlet Boxes


4" Square - w/ Knockouts



Standard



w/Side Mounting Bracket



w/Side Plate

Appleton	Bowers	No.	Raco	Steel City	Dpth. In.	Wiring Cap.	KOs		Pkg. Qty.
							Sides	Bottom	
				Standard					
4SL-1/2	4-SS-1/2	185	52141-1/2		1 1/4	18.0	10 1/2"	5 1/2"	50
4S-1/2	4-SW-1/2	189*	52151-1/2-W		1 1/2†	21.0	8 1/2", 4" TKO	3 1/2", 2" TKO	50
4S-1/2-DR	.....	190	52151-1/2		1 1/2	21.0	12 1/2"	5 1/2"	50
4S-3/4	4-SW-3/4	181	52151-3/4-W		1 1/2	21.0	8 3/4"	3 1/2", 2 3/4"	50
4S-3/4-DR	.....	191	52151-3/4		1 1/2	21.0	8 3/4"	3 1/2", 2 3/4"	50
4S-SPL	4-SW-SPL	189*	52151-1/2 & 3/4-W (E)		1 1/2	21.0	8 1/2", 4 3/4"	3 1/2", 2 3/4"	50
4S-SPL-DR	.....	192	52151-1/2 & 3/4		1 1/2	21.0	8 1/2", 4 3/4"	3 1/2", 2 3/4"	50
4SD-1/2	4-SDW-1/2	230	52171-1/2		2 1/8	30.3	12 1/2"	5 1/2"	25
4SD-3/4	4-SDW-3/4	231	52171-3/4		2 1/8	30.3	8 3/4"	3 1/2", 2 3/4"	25
4SD-SPL	4-SDW-SPL	232	52171-1/2 & 3/4 (E)		2 1/8	30.3	8 1/2", 4 3/4"	3 1/2", 2 3/4"	25
4SD-1	4-SDW-1	233	52171-1		2 1/8	30.3	8", 1"	3 1/2", 2 3/4"	25
				w/Face Mounting Bracket					
4SB-1/2	4-SW-LB-1/2	193*	52151-B-1/2		1 1/2	21.0	9 1/2"	5 1/2"	25
.....	.....	193*	52151-B-1/2 & 3/4 (E)		1 1/2	21.0	6 1/2", 3 3/4"	3 1/2", 2 3/4"	25
				w/Side Mounting Bracket & Hooks					
4SAB1/2	4-SW-FBH-1/2	197	52151-V-1/2		1 1/2	21.0	9 1/2"	5 1/2"	25
4SAB-SPL	.....	194	52151-V-1/2 & 3/4 (E)		1 1/2	21.0	6 1/2", 3 3/4"	3 1/2", 2 3/4"	25
.....	.....	.....	52171-V-1/2		1 1/2	21.0	6 1/2", 3 3/4"	3 1/2", 2 3/4"	25
.....	.....	.....	52171-V-1/2 & 3/4 (E)		1 1/2	21.0	6 1/2", 3 3/4"	3 1/2", 2 3/4"	25
				4" Sq. Corner Switch Boxes w/Extender					
.....	132-W-1/2	680	.....		2 1/8	18.0	8 1/2", 4 3/4"	3 1/2", 2 3/4"	25
132AP-SPL	132-W-SPL	683	2G4D-1/2 & 3/4		2 1/8	18.0	8 1/2", 4 3/4"	3 1/2", 2 3/4"	25
				4" Sq. Corner Switch Boxes w/Extender & Side Mounting Bracket					
.....	132-W-FB-1/2	681	.....		2 1/8	18.0	6 1/2", 3 3/4"	3 1/2", 2 3/4"	25
.....	132-W-FB-3/4	685	.....		2 1/8	18.0	6 1/2", 3 3/4"	3 1/2", 2 3/4"	25
132APFG-SPL	132-W-FB-SPL	.....	2G4DV-1/2 & 3/4 (E)		2 1/8	18.0	6 1/2", 3 3/4"	3 1/2", 2 3/4"	25

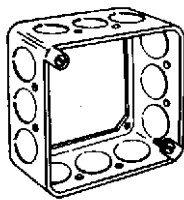
\*Side 8-1/2", 4-TKO; bottom 3 1/2", 2-TKO. (E) Eccentric KO's.

†Welded Corners.

## X-REFERENCE

### 4" Square Box Extension Rings

Slot and keyed notch design permits mounting on box without removing screws. 50/pkg.



4SE-1/2



4SE-3/4



4SES

Appleton	Bowers	Cat. No.	Raco	Steel City	Dpth. In.	Side KO's
4SE-1/2	4-SW-EXT-1/2		201	53151-1/2	1 1/2	12-1/2"
4SE-3/4	4-SW-EXT-3/4		202	53151-3/4	1 1/2	8-3/4"
4SES	4-SW-EXT-SPL		203	53151-1/2 & 3/4 (E)	1 1/2	8-1/2", 4-3/4"
4 1/16" Sq. Box Extension Rings						
.....	5-SS-EXT-SPL		250	73151-1/2 & 3/4 (E)	1 1/2	8-1/2", 4-3/4"
4SJDE-1/2-3/4*	5-SDW-EXT-SPL		262	73171-1/2 & 3/4 (E)	2 1/8	8-1/2", 4-3/4"
4SJDE-1†	5-SDW-EXT-1		.....	73171-1	2 1/8	8-1/2", 4-3/4"

\*Side KO's 4-1/2"; end 6-3/4".

†Side KO's 8-1". (E) Eccentric KO's



## OUTLET & SWITCH BOXES

Device Covers  
4" Square Box



Single Device

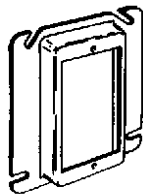


Two Devices

		No.				Pkg.
Appleton	Mulberry		Raco	Steel City	Desc.	Qty.
<b>Single Device</b>						
8468F	11221	787		52-C-0	Flat	50
8468B	11223	771		52-C-62	Raised 1/4"	100
8468A	11226	772		52-C-10	Raised 1/4"; Offset	50
8468C	11227	768		52-C-13	Raised 1/2"	100
8468	11228	773		52-C-145/8	Raised 3/8"	50
8466A	11230	774		52-C-14	Raised 3/4"	50
8466	11231	775		52-C-15	Raised 1"	25
				52-C-16	Raised 1 1/4"	25
<b>Two Devices</b>						
8470F	12235	791		52-C-00	Flat	50
8470B	12237	777		52-C-20	Raised 1/4"	50
8470A	11240	778		52-C-17	Raised 1/2"	50
8470C	11241	769		52-C-185/8	Raised 3/8"	50
8470	11242	779		52-C-18	Raised 3/4"	50
8469A	11244	780		52-C-19	Raised 1"	25
	11245	781		52-C-21	Raised 1 1/4"	25

## OUTLET & SWITCH BOXES

4" Square Box Tile Wall Covers  
Square Cornered



Single Device



Two Devices

		Cat. No.				Std.
Appleton	Mulberry		Raco	Steel City	Raised, In.	Pkg.
<b>Single Device</b>						
846-50	11261	782		52 C 49-1/2	1/2	25
846-75	11262	783		52 C 49-3/4	3/4	25
846-100	11263	784		52 C 49-1	1	25
846-125	11264	790		52 C 49-11/4	1 1/4	25
846-150	11265	785		52 C 50-11/2	1 1/2	25
846-200	11266	786		52 C 51-2	2	25
<b>Two Devices</b>						
847-50	11271	792		52 C 52-1/2	1/2	25
847-75	11272	793		52 C 52-3/4	3/4	25
847-100	11273	794		52 C 52-1	1	25
847-125	11274	797		52 C 52-11/4	1 1/4	25
847-150	11275	795		52 C 53-11/2	1 1/2	25
847-200	11276	796		52 C 54-2	2	25

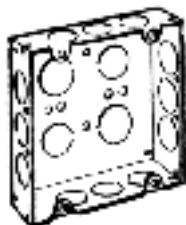
*We stock a great selection of outlet & switch boxes.*

*Call us first for all your needs!*



## OUTLET & SWITCH BOXES

### 4 1/16" Square Boxes



Cat. No.			Dpth.	Wiring	KO's		Std.
Appleton	Raco	Steel City	In.	Cap.	Side	Bottom	Pkg.
4SJ-1/2	245	72151-1/2	1 1/2	29.5	12-1/2"	3-1/2", 2-3/4"	25
4SJ-3/4	246*	72151-3/4	1 1/2	29.5	8-3/4"	3-1/2", 2-3/4"	25
4SJ-SPL	247	72151-1/2 & 3/4 (E)	1 1/2	29.5	8-1/2", 4-3/4"	3-1/2", 2-3/4"	25
4SJD-1/2	255	72171-1/2	2 1/8	42.0	12-1/2"	3-1/2", 2-3/4"	25
4SJD-3/4	256	72171-3/4	2 1/8	42.0	10-3/4"	3-1/2", 2-3/4"	25
4SJD-SPL	257†	72171-1/2 & 3/4 (E)	2 1/8	42.0	8-1/2", 4-3/4"	3-1/2", 2-3/4"	25
4SJD-1	258	72171-1	2 1/8	42.0	8-1"	3-1/2", 2-3/4"	25
4SJD-3/4-1	265	72171-3/4 & 1 (E)	2 1/8	42.0	4-3/4", 4-1"	3-1/2", 2-3/4"	25
4SJD-11/4	259	72171-11/4	2 1/8	42.0	6-1 1/4"	3-1/2", 2-3/4"	25

\*Side KO's 10-3/4".

†Side KO's 2-1/2", 10-TKO; bottom 1-1/2", 2-3/4", 2-TKO. (E) Eccentric KO's.

## OUTLET & SWITCH BOXES

### Device Covers

#### 4 1/16" Square Box



Single Device



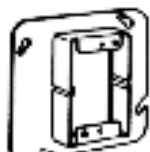
Double Device

No.				Wiring	Desc.	Pkg.
Appleton	Mulberry	Raco	Steel City	Cap.		Qty.
Single Devices						
.....	11323	836	72-C-62	1.8	Raised 1/4"	25
8485A	11326	837	72-C-13	3.8	Raised 1/2"	25
.....	11327	843	72-C-14	4.8	Raised 5/8"	25
8485	11328	838	72-C-14	5.8	Raised 3/4"	25
.....	11330	839	72-C-15	7.5	Raised 1"	25
.....	11331	842	72-C-16	9.5	Raised 1 1/4"	25
Two Devices						
.....	11335	.....	.....	3.0	Flat	25
8486B	11337	817	.....	6.5	Raised 1/2"	25
8486A	11340	841	72-C-17	8.3	Raised 1"	25
8486C	11341	818	.....	10.0	Raised 5/8"	25
8486	11342	840	72-C-18	13.5	Raised 3/4"	25
.....	11344	819	72-C-19	15.0	Raised 1"	25
.....	11345	820	72-C-21	.....	Raised 1 1/4"	25

## OUTLET & SWITCH BOXES

### Tile Wall Covers

#### 4 1/16" Square Box - Square Cornered



Single Device



Two Devices

No.			Wiring	Desc.	Pkg.
Mulberry	Raco	Steel City	Cap.		Qty.
Single Device					
11361	837	72-C-49-1/2	4.0	Raised 1/2"	25
11362	838	72-C-49-3/4	6.0	Raised 3/4"	25
11363	839	72-C-49-1	8.0	Raised 1"	25
11364	842	72-C-49-11/4	10.0	Raised 1 1/4"	25
11365	898	72-C-50-11/2	12.0	Raised 1 1/2"	20
11366	899	72-C-51-2	16.0	Raised 2"	20

Continued on next page


Continued from previous page

Mulberry	No.	Steel City		Wiring	Desc.	Pkg. Qty.
		Two Devices		Cap.		
11371	841	72-C-52-1/2		5.0	Raised 1/2"	25
11372	840	72-C-52-3/4		7.8	Raised 3/4"	25
11373	819	72-C-52-1		10.3	Raised 1"	25
11374	820	72-C-52-1 1/4		12.8	Raised 1 1/4"	25
11375	885	72-C-53-1 1/2		15.5	Raised 1 1/2"	20
11376	886	72-C-54-2		20.5	Raised 2"	20

## OUTLET & SWITCH BOXES

### Surface Covers

4 1/16" Square Box - Raised 1/2"



No.		Steel City		Wiring	Desc.	Pkg. Qty.
Appleton	Mulberry	Raco	Cap.	Cap.		
8495	11500	.....	.....	10.3	Blank	10
8489	11501	870	RSL-9	10.3	1 Toggle Switch	10
8490	11510	873	RSL-5	10.3	2 Toggle Switches	10
8494	11503	871	RSL-11	10.3	1 Single Receptacle, 1.4" Dia.	10
8496	11521	887	RSL-4	10.3	20A Twist-Lock Single Receptacle, 1.6" Dia.	10
8497	11525	879	RSL-15	10.3	30A Twist-Lock Single Receptacle, 1.7" Dia.	10
8498	11522	878	RSL-13	10.3	30/50A Single Receptacle, 2.1" Dia.	10
8499	11523	.....	RSL-14	10.3	30/50/60A Single Receptacle, 2.4" Dia.	10
.....	11512	.....	RSL-10	10.3	2 Single Receptacles, 1.4" Dia.	10
8491	11502	872	RSL-12	10.3	1 Duplex Receptacle	10
8492	11511	877	RSL-8	10.3	2 Duplex Receptacles	10
.....	11514	.....	RSL-1	10.3	1 Toggle Switch, 1 Single Receptacle	10
8493	11513	876	RSL-2	10.3	1 Toggle Switch, 1 Duplex Receptacle	10
.....	11515	.....	.....	10.3	1 Single & 1 Duplex Receptacle	10

## OUTLET & SWITCH BOXES

### Box Covers

4 1/16" Square



No.		Steel City		Wiring	Desc.	Pkg. Qty.
Appleton	Mulberry	Raco	Cap.	Cap.		
8487	11301	832	72-C-1		Flat Blank	50
8487K	11303	833	72-C-6	...	Flat with 1/2" KO	50
8488A	.....	829	72-C-3-1/2	3.0	Raised 1/2"	25
.....	11314	835	72-C-3	3.7	Raised 5/8"	25
.....	.....	830	72-C-3-3/4	4.4	Raised 3/4"	25
.....	.....	831	72-C-3-1	5.9	Raised 1"	25
.....	.....	834	.....		Raised 1 1/4"	25

\*Center blanked with tapped ears on 2 23/32" centers.

## OUTLET & SWITCH BOXES

### Outlet Boxes

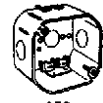
4" Octagon - w/ Knockouts



161



158



153

No.		Steel City		Dpth.	Wiring	KOs		Pkg. Qty.
Appleton	Raco	In.	Cap.	Sides	Bottom			
40-1/2	125	54151-1/2	15.8	4 1/2"	5 1/2"		50	
40-3/4	126	54151-3/4	15.8	4 3/4"	3 1/2", 2 3/4"		50	
40-SPL	127	54151-1/2 & 3/4	15.8	2 1/2", 2 3/4"	3 1/2", 2 3/4"		50	
40D-1/2	165	54171-1/2	22.5	4 1/2"	5 1/2"		50	

Continued on next page

Continued from previous page

	No.		Dpth.	Wiring	KO's		Qty.
	Appleton	Raco	In.	Cap.	Sides	Bottom	
40D-3/4	166	Steel City 54171-3/4	2 1/8	22.5	4 3/4"	3 1/2", 2 3/4"	50
40D-SPL	167	54171-1/2 & 3/4 54171-1	2 1/8	22.5	2 1/2", 2 3/4" 4", 1"	3 1/2", 2 3/4" 3 1/2", 2 3/4"	50
w/Vertical Mounting Bracket							
40VB-1/2	161	54151-V-1/2	1 1/2	15.8	3 1/2"	5 1/2"	25
w/Horizontal Mounting Bracket							
40JB-1/2	158	54151-L-1/2	1 1/2	15.8	4 1/2"	5 1/2"	25

**OUTLET & SWITCH BOXES**

**4" Octagon Boxes**

Non-Metallic Sheathed Cable and Non-Metallic Flexible Tubing (Loom)



Appleton	Cat. No.	Steel City	Dpth.	Wiring	KO's		Std. Pkg.
			In.	Cap.	Side In.	Bottom In.	
Two Clamps—Two 2 1/32" Pri-Outs in Each Clamp Side							
561L	146	54151-N	1 1/2	15.8	2—1/2"	1—1/2"	50
561LXE*	150*	54151-NE*	1 1/2	15.8	2—1/2"	1—1/2"	50
561LJB*	160*	54151-NL*	1 1/2	15.8	2—1/2"	1—1/2"	50
561LVB†	164†	54151-NV†	1 1/2	15.8	1—1/2"	1—1/2"	50
561LD	175	54171-N	2 1/8	22.5	2—1/2"	1—1/2"	50
561LDJB*	176*	54171-NL*	2 1/8	22.5	2—1/2"	1—1/2"	25
.....	177	54171-NV	2 1/8	22.5	1—1/2"	1—1/2"	50

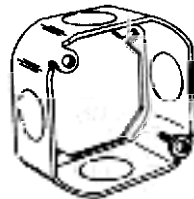
\*Center blanked with tapped ears on 2 3/4" center.

†For 3 1/2" octagon—all others for 4" octagon.

**OUTLET & SWITCH BOXES**

**4" Octagon Box Extensions**

Slot and Key Design Permits Box Mounting Without Removing Screws



Appleton	Cat. No.	Steel City	Dpth.	Wiring	KO's		Std. Pkg.
			In.	Cap.	Side In.	Bottom In.	
40E-1/2	128	55151-1/2	1 1/2	15.8	4—1/2"		50
40E-Spl.	130	55151-1/2 & 3/4	1 1/2	15.8	2—1/2", 2—3/4"		50

**OUTLET & SWITCH BOXES**

**3 1/2" Octagon Boxes**

Non-Metallic Sheathed Cable and Non-Metallic Flexible Tubing (Loom)



Appleton	No.		Dpth.	Wiring	KO's		Qty.
	Raco	Steel City	In.	Cap.	Side In.	Bottom In.	
Two Clamps—Four 2 1/32" Pri-Outs Under Each Clamp							
560L	112	24151-N	1 1/2	11.8	2—1/2"	1—1/2"	50
560LXE*	.....	.....	1 1/2	12.2	2—1/2"	1—1/2"	50
560LVB	119	24151-NV	1 1/2	12.2	1—1/2"	1—1/2"	50

For 3 1/2" octagon - all others for 4" octagon.

## OUTLET & SWITCH BOXES

### 4" Octagon Box Bar Sets



All Boxes 1½" deep for Non-Metallic Sheathed Cable, Non-Metallic Flexible Tubing.

Appleton	No.		Steel City	Mounted On	Pkg. Qty.
	Raco				
SX-115-561L	326		54151-NJ	6010-P	25
	326		54151-NF	6010-DW	25
	332		54151-NO	6010-AP	25
			w/Fastener		
SX-18-561L	329		54151-NK	6011-P	25
SX-18-561L	329		54151-NG	6011-DW	25
	.....		54151-NP	6011-AP	25

## OUTLET & SWITCH BOXES

### Adjustable Bar Hangers

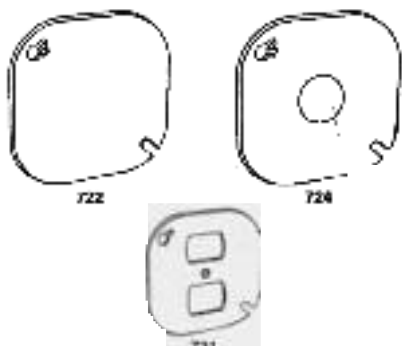


Packaged complete with stud or fastener.

Appleton	No.	Steel City	Bar Lgth.	With	Pkg. Qty.
			In.		
			For ½", ¾", 7/8" Lath and Plaster		
SX115	920	6010-P	11½-18½	Stud	50
SX160	921	6010-AP	14½-26½	Stud	50
SX18	922	6011-P	11½-18½	Fastener	50
SX26	923	6011-AP	14½-26½	Fastener	50
			For ¾", 1½", 2" Dry Wall Board		
		6010-DW	10½-18½	Stud	50
		6010-ADW	14½-26½	Stud	50
		6011-DW	10½-18½	Fastener	50
		6011-ADW	14½-26½	Fastener	50

## OUTLET & SWITCH BOXES

### Octagon & Round Box Covers



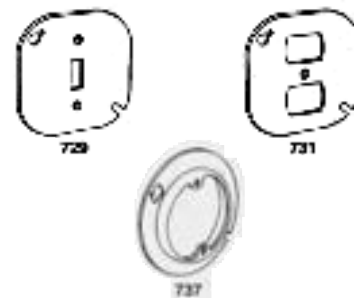
Cat. No.		Steel City	Desc.	Std. Pkg.
Appleton	Raco			
8301A*	.....	24 C 1*	Flat Blank	100
8403	722	54 C 1	Flat Blank	100
8320	.....	24 C 6	Flat ½" KO	100
8413	724	54 C 6	Flat ½" KO	100
.....	725	54 C 7	Raised ¾" w/½" KO	100
8409	737	54 C 3-1/2	Raised ½"†	50
8409A	727	54 C 3	Raised ¾"†	100
.....	732	54 C 3-1	Raised 1"†	25
.....	733	54 C 3-11/4	Raised 1¼"†	...
.....	728	54 C 14	Raised ¾" for Single device	25

Cat. No.			Desc.	Std. Pkg.
Appleton	Raco	Steel City		
8419LR	730	5401-LR	Flat, Center Blanked for Sgl. Receptacle	50
8420LR	731	5402-LR	Flat, Center Blanked for Dupl. Receptacle	50
.....	734	.....	Raised ¾"†	50

\*For 3½" octagon—all others for 4" octagon.

†Center blanked with tapped ears on 2¾" center.

### RACO® Outlet Box Covers Round - Steel



UL Listed.

No.	UPC	Wire Cap. Cu. In.	Desc.	Pkg. Qty.
<b>3½" Flat Covers</b>				
703	90703	...	½" KO	100
<b>4" Flat Covers</b>				
722*	90722	...	Blank	100
724	90724	...	½" KO	100
729*	90729	...	Toggle	50
731*	90731	...	Duplex Recept.	50
730	.....	...	Single Recept.	100
<b>4" Raised Covers</b>				
737†	90737	3.0	Raised ½", Open	50
727†	00727	3.8	Raised ¾", Open	100
732†	00732	6.5	Raised 1", Open	25
8737	00737	3.0	Raised ½", Open	50

\*CSA Certified. †Ears 2¼" O.C.

## OUTLET & SWITCH BOXES

### Standard Utility Boxes 4"L×2½"W

Rigid Metallic Conduit, EMT & Flexible Metallic Conduit



w/Mounting Bracket

Cat. No.	Steel City	Dpth.	Wiring Capacity	KO's		Std.
				Side	Bottom	
Appleton		In.				
4SSLS-1/2	58351-1/2	1½	10.3	6—½"	3—½"	50
4CS-1/2	58361-1/2	1¾	13.0	6—½"	3—½"	50
4CS-3/4	58361-3/4	1¾	13.0	4—¾"	2—¾"	50
4SSL-1/2	58371-1/2	2½	14.5	6—½"	3—½"	50
4SSL-3/4	58371-3/4	2½	14.5	4—¾"	2—¾"	50
.....	.....	1½	10.3	3—½"	3—½"	50
4CSV-1/2†	58361-V-1/2†	1¾	13.0	3—½"	3—½"	50
4SSLV-1/2†	58371-V-1/2†	2½	14.5	3—½"	3—½"	50
4SSLX1/2PL†	58371-T-1/2†	2½	14.5	3—½"	3—½"	50

\*Bracket Recessed ¾".  
†Bracket Recessed 5/8".

## OUTLET & SWITCH BOXES

### Standard Utility Box Extensions

Slot and Key Design Permits Box Mounting Without Removing Screws



Cat. No.	Steel City	Dpth.	Wiring Capacity	KO's		Std.
				Side	Bottom	
Appleton		In.				
4SSLE-1/2	.....	1½	10.3	6—½"		50
.....	59361-1/2	1¾	13.0	6—½"		50
.....	59361-3/4	1¾	14.0	4—¾"		50

## OUTLET & SWITCH BOXES

### Standard Utility Box Covers

Series 58, ¼" Deep—Series 68, Extra Space ¾" Deep

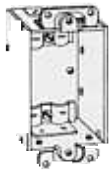


No.		No.		Desc.	Qty.
Appleton	Mulberry	Raco	Steel City		
2540	10001	860	58-C-1	Blank	100
180A	.....	.....	68-C-1	Blank	100
2538	10009	867	58-C-4	For 20A single Twist-Lock recept., 1.6" dia.	100
2539	10003	863	58-C-5	For single receptacle, 1.4" dia.	100
2555	10005	861	58-C-6	With ½" KO	100
2510	10002	864	58-C-7	For duplex flush receptacles	100
.....	.....	.....	58-C-11	¼" deep with ⅜" bushed hole	20
2594	10004	865	58-C-30	For 1 toggle switch	100
.....	.....	.....	68-C-40	For "Despard" type w/3 KO's & 3 hole strap	20
.....	868	.....	30A	Twist-Lock single recept., 1²³/₃₂"	100

## OUTLET & SWITCH BOXES

### Switch Boxes

w/Non-Metallic Sheathed Cable Clamps -  
Two Clamps - Two 2½" Pri-Outs Each End



1½" Deep  
Nongangable - 7.5 Cu. In.



2" Deep  
Gangable - 10.0 Cu. In.



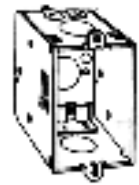
2¼" Deep - Beveled Corner  
Gangable - 10.5 Cu. In.




2¼" Deep - Beveled Corner  
Nongangable - 10.5 Cu. In.



2½" Deep  
Gangable - 12.5 Cu. In.



2½" Deep  
Nongangable - 12.5 Cu. In.




2⅞" Deep  
Nongangable - 15.75 Cu. In.



2½" Deep  
Gangable - 16.0 Cu. In.



2½" Deep  
Gangable - 17.5 Cu. In.



2⅞" Deep  
Nongangable - 18.0 Cu. In.



3½" Deep  
Gangable - 18.0 Cu. In.

Appleton	No.	Raco	Steel City	Dpth. In.	Sides	KOs			Pkg. Qty.
						Ends	Bottom		
<b>Corner Switch Boxes - Gangable - 3"×2" - Steel</b>									
384LE*	528*		LXWLE*	2½"	Pri-outs	2½"	1½"	50	
.....	568		CWNLE	2¾"	4½"	2½"	1½"	50	
384DLE	602		CXWLE	3½"	4½"	2½"	1½"	25	
<b>Gangable w/Mounting Ears - 3"×2"</b>									
383	445		.....	2"	Pri-outs	.....	1½"	50	
384	519		LXWOW	2½"	Pri-outs	.....	1½"	50	
389	567		CWN	2¾"	4½"	2½"	1½"	50	
384D	601		CXWOW	3½"	4½"	2½"	1½"	25	
<b>Gangable w/Side Mounting Bracket - 3"×2" - Steel</b>									
.....	449		.....	2"	Pri-outs	.....	1½"	50	
384VB-PL	531		LXWV	2½"	Pri-outs	2½"	1½"	50	
389VB	564		CWNV	2¾"	4½"	2½"	1½"	50	
384DVB-PL	605		CXWV	3½"	4½"	2½"	1½"	25	
<b>Gangable - w/Face Mounting Bracket</b>									
384NL†	529†		806-SW†	2½"	Pri-outs	2½"	1½"	50	
384D-NL	603		.....	3½"	4½"	2½"	1½"	25	
384DW-PL‡	540‡		SW-SW-1/4§	2½"	4½"	2½"	1½"	25	
<b>Gangable Self-Support - 3"×2" - Steel</b>									
384-OW	539		.....	2½"	.....	2½"	1½"	50	
<b>Gangable w/Extender - 3"×2" - Steel</b>									
	532		PLXWV	2½"	Pri-outs	2½"	1½"	25	
<b>Gangable - Beveled Corners - 3"×2" - Steel</b>									
388LE-OR-44LE*	473*		LCLE*	2¼"	.....	.....	.....	50	
<b>Gangable - Beveled Corners w/Mounting Ears - 3"×2" - Steel</b>									
388-OR-44	471		LCOW	2¼"	.....	.....	1½"	50	
<b>Gangable - Beveled Corners w/Side Mounting Bracket - 3"×2" - Steel</b>									
388VB-OR-44VB	474		LCV	2¼"	.....	2½"	1½"	50	
<b>Gangable - Beveled Corners w/Face Mounting Bracket - 3"×2" - Steel</b>									
388NL-OR-44NL†	477†		802-S•	2¼"	.....	2½"	1½"	50	
388DW‡	.....		.....	2¼"	.....	1½"	1½"	50	
<b>Gangable - Beveled Corners - Self-Supporting - 3"×2" - Steel</b>									
388HB	487		.....	2¼"	.....	.....	1½"	50	
<b>Non-Gangable - 3"×2" - Steel</b>									
384LES	596		A-254	2½"	.....	2½"	1½"	50	
<b>Non-Gangable w/Mounting Ears - 3"×2" - Steel</b>									
95	410		SWB	1½"	.....	.....	.....	50	

Continued on next page

Continued from previous page

Appleton	No.	Raco	Steel City	Dpth.		KOs		Bottom	Pkg. Qty.
				In.	Sides	Ends	Bottom		
				<b>Non-Gangable w/Side Mounting Bracket-3"x2" - Steel</b>					
.....	412	.....	.....	1½"	...	2½"	1½"	50	
384LES-VB	541	.....	.....	2½"	...	2½"	1½"	50	
				<b>Non-Gangable w/Face Mounting Bracket - 3"x2" - Steel</b>					
			811-SW	1½"	...			50	
				<b>Non-Gangable w/External Nail Bracket - 3"x2" - Steel</b>					
385LES	.....	.....	A-258	2½"	...	2½"	1½"	50	
385LESN★	555★	.....	A-257★	2½"	...	2½"	1½"	50	
				<b>Non-Gangable - 3"x2¾" - Steel</b>					
	396	.....	.....	2⅜"	...	2½"	1½"	50	
				<b>Non-Gangable w/Mounting Bracket - 3"x2¾" - Steel</b>					
	341	.....	.....	2⅜"	...			50	
				<b>Non-Gangable w/External Nail Bracket &amp; Nails</b>					
	355	.....	.....	2⅜"	...	2½"	1½"	50	
				<b>Non-Gangable w/Extender - 18 Cu. In. - Steel</b>					
384VB-PL2G	543	.....	LXWV-2G	2½"	...	4½"	2½"	25	
				<b>Non-Gangable w/Beveled Corners - 3"x2" - Steel</b>					
388LES*	496	.....	A-1-2	2¼"	...	2½"	1½"	50	
				<b>Non-Gangable - Beveled Corners w/External Nail Brackets &amp; Nails</b>					
388LESN*	.....	.....	A-16	2¼"	...	2½"	1½"	50	

\*With bumps.

†Bracket recessed ½" or ⅝".

‡Bracket recessed ¼".

§With bumps and bracket recessed ¼".

•With bumps and bracket recessed ½" or ⅝".

★With nails.

**OUTLET & SWITCH BOXES**

**Switch Boxes  
w/Knockouts**



w/Mounting Ears



w/Side Mounting Bracket

Appleton	No.	Steel City	Dpth.		KOs		Bottom	Pkg. Qty.
			In.	Sides	Ends	Bottom		
			<b>Gangable - 3"x2" In. - Steel</b>					
111LE*	421	.....	2	4½"	2½"	1½"	50	
222LE*	501	CDLE*	2½"	4½"	2½"	2½"	50	
333LE*	561	CWLE-1/2	2¾"	4½"	2½"	2½"	50	
333D-LE	592	CYLE-1/2	3½"	4½"	4½"	1½"	50	
			<b>Gangable w/Mounting Ears - 3"x2" In. - Steel</b>					
111	420	.....	2	4½"	2½"	1½"	50	
222	500	CDOW	Ears	4½"	2½"	2½"	50	
222	500	CD†	2½"	4½"	2½"	2½"	50	
225	503	.....	2½"	4¾"	2¾"	2¾"	50	
333	560	CW-1/2‡	2¾"	4½"	2½"	1½"	50	
335	.....	CW-3/4‡	2¾"	4¾"	2¾"	1½"	50	
333D	590	CY-1/2‡	3½"	2½"	2½"	1½"	50	
336	591	CY-3/4‡	3½"	2¾"	2¾"	1½"	50	
			<b>Gangable w/Side Mounting Bracket - 3"x2" - Steel</b>					
.....	424	.....	2	2½"	2½"	2½"	50	
222VB-PL	504	CDV	2½"	4½"	2½"	1½"	50	
333VB	562	CWV-1/2	2¾"	2½"	2½"	1½"	50	
			<b>Gangable w/Face Mounting Bracket - 3"x2" - Steel</b>					
222NL	502	804-S*	2½"	4½"	1½"	2½"	50	
			<b>Gangable - Self-Supporting - 3"x2" - Steel</b>					
111HB	425	.....	2	2½"	2½"	2½"	50	

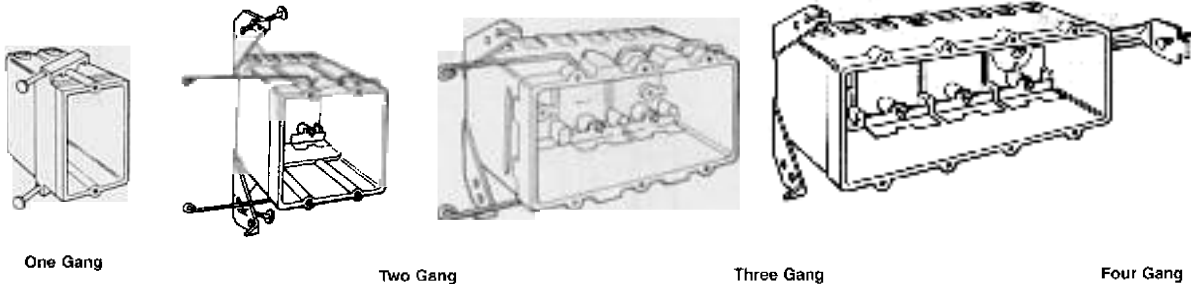
\*With bumps.

†With bumps and ears recessed ⅝".

‡Ears recessed ⅝".

Products shown here are for reference only. They can be sold by the locally authorized distributor.

## OUTLET & SWITCH BOXES Non-Metallic Switch & Ceiling Boxes



One Gang

Two Gang

Three Gang

Four Gang

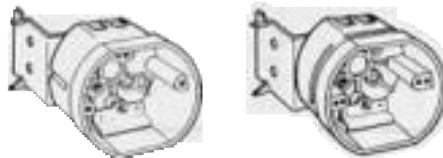
### Switch Boxes

Carlton	P&S	No.		Mounting Desc.	Dpth. In.	Cu. In.
		Steel City	T&B			
<b>One Gang</b>						
B120A	S1-22-R	2010-K	1050	Angle Nails	37/8	22.0
.....	P1-18R	.....	1040	Angle Nails	31/4	18.0
.....	S1-18R	.....	1040-FT	Fast Trim-Threads	31/4	18.0
B118A	P1-18-R	1810	2000	Bottom Nails	31/8	18.0
B118F	S1-18-R	1810-K	2000-FT	Fast Trim Threads	31/8	18.0
.....	P1-18R	.....	SN-18	Angle Nails (PVC)	213/16	18.0
B118F	S1-18-R	1810-K	SN-18-FT	Fast Trim Threads	213/16	18.0
B116A	P1-16-R	1610	2030	Bottom Nails	23/4	16.0
B116F	S1-16-R	1610-K	2030-502	Fast Trim Threads	23/4	16.0
.....	P1-16R	.....	1030	Angle Nails	27/8	16.0
.....	S1-16R	.....	.....	Fast Trim Threads	27/8	16.0
.....	.....	.....	2070	Bottom Nails	23/8	14.0
.....	.....	.....	2050	Bottom Nails	113/16	9.0
<b>Two Gang</b>						
B232F	S2-35-RAC	228-VK*	1032-FC	Angle Nails	31/8	35.0
.....	.....	.....	1052-C	Angle Nails, 4 Clamps	31/8	32.8
.....	S2-35-RAC	.....	1032	Angle Nails	23/8	27.5
.....	S2-35-RAC	.....	1032-C	Angle Nails, 4 Clamps	23/8	27.5
.....	.....	.....	7002-202	2-in. Bracket	35/8	32.5
.....	.....	.....	7002-2	2-in. Brkt., 4 Clamps	35/8	32.5
.....	.....	.....	7072-202	2-in. Bracket	23/8	24.0
.....	.....	.....	7072-2	2-in. Brkt., 4 Clamps	23/8	24.0
<b>Three Gang</b>						
B344A	S3-54-RAC	342-V*	1043C	2-in. Bracket	23/8	54.0
.....	S3-54-S50AC	342-V†	7073-2	2-in. Brkt., 6 Clamps	23/8	35.5
.....	S3-54-S50AC	.....	7073-212-02	1/2-in. Offset Brkt.	23/8	35.5
.....	S3-54-S50AC	.....	7073-212	1/2-in. Offset Brkt., 6 Clamps	23/8	35.5
.....	S3-50-RAC	.....	1043	Angle Nails	23/4	45.0
.....	S3-54-RAC	342-V*	1043-C	Angle Nails, 4 Clamps	23/4	42.9
<b>Four Gang</b>						
B455A	S4-70-S50AC	.....	7074-02-BH	Bar Hanger Bracket	23/8	48.0
.....	S4-73-S50AC	456-V‡	7074-BH	Bar Hanger Brkt., 8 Clamps	23/8	48.0

\*Clamps installed.

†42 cu/in. For use with wood stud only. Clamps installed.

‡56 cu/in. For use with wood stud only. Clamps installed.



3 1/2" Width

4" Width

### Ceiling Boxes

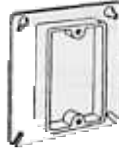
Carlton	Slater	No.		Mounting Desc.	Dpth. In.	Cu. In.
		Steel City	T&B			
<b>3 1/2" Width</b>						
.....	.....	.....	.....	"J" Bracket, 2 Clamps	21/8	13.5
B518A	C1-18-RAC	.....	3090-94	Nail-On Bracket, 2 Clamps	21/8	18.0
B618H	C1-18-HAC	.....	3090-95	16-in. Bar, 2 Clamps	21/8	18.0
.....	C1-18-HAC	.....	.....	24-in. Bar, 2 Clamps	21/8	13.5
<b>4" Width</b>						
B520A	S1-20-RAC	22	4070-N	Round Captive Nails	23/8	20.25
B620L	S1-20-JAC	.....	4070-302	"J" Bracket, 2 Clamps	23/8	20.8
B620J	S1-20-JAC	.....	4070-302	Nail-On Bracket, 2 Clamps	23/8	20.25
B620H	S1-20-HAC	22-B-1	4070-94	16-in. Bar, 2 Clamps	23/8	20.25

Continued on next page



Continued from previous page

No.		Mounting	Dpth.	Cu.
Carlton	Slater	Desc.	In.	In.
	S1-20-HAC	24-in. Bar, 2 Clamps	2 3/4	20.25
	Steel City 22-B-1	"J" Bracket, 2 Clamps	1 3/4	13.5
	T&B 4070-95	Nail-On Bracket, 2 Clamps	1 3/4	13.5
	4060-302	16-in. Bar, 2 Clamps	1 3/4	13.5
	4060-N92	24-in. Bar, 2 Clamps	1 3/4	13.5
	4060-9402			
	4060-9592			



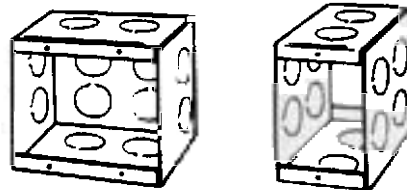
Covers - For 4" Boxes

No.		T&B	Desc.
Carlton		Round Boxes	
A460		4052	Blank Cover
.....		4061	Raised Plaster Ring
		Square Boxes	
A410	RC-1	4042-12	Single Gang Raised
A420	RC-2	4022-12	Two Gang Raised
A400	....	4041	Blank Cover

MASONRY SWITCH BOXES

Deep Boxes

2 1/2" & 3 1/2"




1/2" and 3/4" concentric knockouts for flush mounting in tile, marble or concrete block walls.

No.			Gangs	Wdth. In.	Sides	KO's		Cu. In. Cap.	Pkg. Qty.
Appleton	Raco	Steel City				Bottom	Bottom		
<b>2 1/2" Deep, 3 3/4" High</b>									
M1-250	690	GW-125-C	1	1 1/4	2	1	2	15.0	25
M2-250	691	GW-225-C	2	3/4	2	2	4	31.6	25
M3-250	692	GW-325-C	3	5/8	2	3	6	47.4	10
.....	693	GW-425-C	4	7/8	2	4	8	64.0	10
	694	GW-525-C	5	9/8	2	5	10	79.0	10
	960	GW-625-C	6	11	2	6	12	94.8	1
<b>3 1/2" Deep, 3 3/4" High</b>									
M1-350	695	GW-135-C	1	1 1/4	4	2	2	22.0	25
M2-350	696	GW-235-C	2	3/4	4	4	4	46.9	25
M3-350	697	GW-335-C	3	5/8	4	6	6	71.0	10
	698	GW-435-C	4	7/8	4	8	8	93.5	10
	699	GW-535-C	5	9/8	4	10	10	111.7	10
	965	GW-635-C	6	11	4	12	12	134.0	1

X-REFERENCE

Cast Aluminum—2" Deep—Lug Type




No.		Hub Size		Gang	
Mulberry Gray	Perfect-Line	Raco Gray	Stonco		
<b>3 Outlets</b>					
30203	T11-L	5320	FS111	1/2	1
30206	514-L	5324	FS211	3/4	1
30233	LT11	5333	FS511	1/2	2

No.		Hub Size		Gang	
Mulberry Gray	Perfect-Line	Raco Gray	Stonco		
<b>4 Outlets</b>					
30209	T11-2-L	5321	FS112	1/2	1
30212	T14-2-L	5330	FS212	3/4	1
30239	LT11-2	5335	FS512	1/2	2
30242	LT14-2	5343	FS612	3/4	2
<b>5 Outlets — 2 Blank Sides</b>					
30215	T11-22-L	5322	FS122	1/2	1
30218	T14-22-L	5331	FS222	3/4	1
30245	LT11-3	5337	FS522	1/2	2
30248	LT14-3	5345	FS622	3/4	2

Products shown here are for reference only. They can be sold by the locally authorized distributor.

## X-REFERENCE Weatherproof Metal Covers



No.		Perfect-Line	Raco/Bell	Gang	Std.
Leviton	Mulberry	Line	Raco/Bell	Gang	50
Lever Switch Handle					
.....	30488	SW1-C	5122	1	50
.....	30496	SW1-2C	5125	2	10

No.		Perfect-Line	Raco/Bell	Gang	Std.
Leviton	Mulberry	Line	Raco/Bell	Gang	50
Twin Covers for Duplex Receptacle					
4970	30430	WR81-C	5180	1	50
.....	.....	WR100-C	.....	1	50
Single Cover for Duplex Receptacle —					
Top Hinged					
4926	.....	WR181-C	5095	1	50
.....	.....	WRL181-C	5145	1	50
Horizontal or Side Hinged —					
For Single Receptacle					
4925	30437	WR74-C	5152	1	50
4925-2	.....	WR104-C*	5090	1	50
Vertical (Top Hinged) —					
For Single Receptacle					
.....	30445	WR104-CV	5155	1	50

\*With padlock hasp.

*Check out the great selection, professional service and best prices guaranteed to earn your business!*

**E**

## OUTLET & SWITCH BOXES Weatherproof Cast Aluminum—2" Deep



BWF	Mulberry Gray	Perfect-Line	Raco	Stonco	Gang	Hub Size
3 Outlets						
B-5	30201	T11	5309	FS111	1	1/2
B-75	30204	T14-PL	5311	FS211	1	3/4
TGB-5	30233	.....	.....	FS511	2	1/2
TGB-75	30236	.....	.....	FS611	2	3/4
4 Outlets						
B5-2	30207	T11-2	5310	FS112	1	1/2
B75-2	30210	T14-2	5312	FS212	1	3/4
TGB-54	30230	.....	.....	FS512	2	1/2
TGB75-4	30242	.....	.....	FS612	2	3/4
6 Outlets						
.....	30226	TX11-6	5400	.....	1	1/2
.....	.....	TX14-6	5405	.....	1	3/4
TGB-56X	30257	.....	.....	FS525	2	1/2
TGB-75-6X	30260	.....	.....	FS625	2	3/4

## RACO® Weatherproof Covers Metallic - Switch



1-Gang

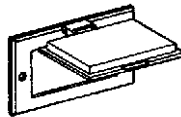
2-Gang

Device mounted. Gaskets and screws included. UL Listed. CSA Certified.

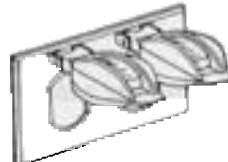
No.	UPC	Desc.	Pkg. Qty.
1-Gang w/Devices			
5121-0	51210	SP 125V, 10A	24
5128-0	51280	SP 277V AC, 20A	20
5137-0	51370	DP 120-277V AC, 20A	20
5141-0	51410	3-Way 125V, 6A; 250V, 3A	8
2-Gang w/Devices			
5124-0	51240	2 SP 125V, 10A	8
5170-0	51700	SP 125V, 10A & 1-3W Neon Light	8
5166-0	51660	SP 125V, 10A; Dupl. Recept.	8
2-Gang			
5125-0*	51250	Cover Only	8
3-Gang w/Devices			
5126-0	51260	3-SP 125V, 10A	8

\*Includes 4 spacing ferrules.

## RACO® Weatherproof Covers Receptacle - 1-Gang



1-Gang - Horizontal



2-Gang - Horizontal



1-Gang - Vertical



1-Gang - Mini-Plate - Vertical

UL Listed. CSA Certified. C/UL Listed (5101-0).

No.	UPC	Color	Desc.	Pkg. Qty.
Nonmetallic				
5215-0	52150	Gray	Duplex	24
Horizontal - Box Mounted - Metallic				
5094-0	50940	Gray	Duplex	24

No.	UPC	Color	Desc.	Pkg. Qty.
Horizontal - Device Mounted - Metallic				
5101-0	51010	Gray	GFCI	24
5180-0	51800	Gray	Duplex	24
5180-3	51803	Green	Duplex	24
5152-0*	51520	Gray	Single	24
5153-0	51530	Gray	Mtr. Plug Base	12
Vertical - Device Mounted - Metallic				
5103-0	51030	Gray	GFCI	24
5146-0	51460	Gray	Duplex	24
5155-0†	51550	Gray	Single	24
5155-3†	51553	Green	Single	24
Vertical - Box Mounted - Metallic				
5091-0†	50910	Gray	Single	24
5095-0	50950	Gray	Duplex	24
Horizontal - Mini-Plates - Metallic				
5183-0‡	51830	Black	...	48
5184-0§	51840	Gray	...	...

\*Single 1.406" dia. No phone jack.

†1.406" diameter.

‡Curved back w/single recept. and 3-wire ground leads.

§Flat-back w/single recept. and 3-wire ground leads.

**RACO®**

**Weatherproof Covers**  
Raytite® - 1-Gang - Die Cast Aluminum



Horizontal Mounting



Vertical Mounting


UL Listed. CSA Certified.

No.	UPC	For Recept.	Dia. In.	Pkg. Qty.
<b>Horizontal Mounting</b>				
5001-0	50010	Duplex	...	24
5002-0	50020	GFCI	...	24
<b>Vertical Mounting - Padlockable</b>				
5027-0	50270	Duplex	...	24
5031-0	50310	Single	1.406	12
5028-0	50280	GFCI	...	24
5028-5*	50285	GFCI	...	6
5029-0	50290	20A	1.710	12
5026-0	50260	Single	1.593	24
5030-0	50300	30-50A	2.150	12

\*Carded.

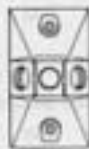
**RACO®**

**Weatherproof Covers**  
Receptacle



1-Gang - Blank

Rectangular Cluster



5189-0


No.	UPC	Color	Desc.
<b>1-Gang Blank - Metallic</b>			
5173-0	51730	Gray	Dev. Mtg
5173-3	51733	Green	Dev. Mtg
5174-0	51740	Gray	Box Mtg
<b>2-Gang Blank - Metallic</b>			
5175-0	51750	Gray	Box Mtg
5175-3	51753	Green	Dev. Mtg
<b>3-Gang Blank - Metallic</b>			
5177-0	51770	Gray	Box Mtg
<b>Rectangular Cluster - Zinc</b>			
5186-0	51860	Gray	1-1/2" Outlet
5189-0	51890	Gray	3-1/2" Outlet

\*Two plugs included.

Note: Gaskets and screws included.

**RACO®**

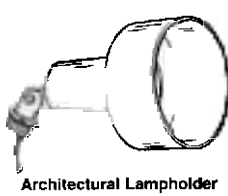
**Weatherproof Lampholders**  
For 75-150W Par 38 Lamps



Lampholder



Lampholder w/Gasket



Architectural Lampholder



Spike Light

UL Listed.

**Lampholders.** Zinc die-cast construction. Locking swivel knuckles for positive lamp positioning. Include porcelain sockets, inside gaskets and 1/2" locknut.

**Spike Lights.** Die-cast construction. Include 6 ft. cords and plugs.

**Lampholders**

No.	UPC	Color
<b>Standard Lampholders</b>		
5606-0	56060	Gray
5610-0	56100	Chrome
5793-0	57930	Unpntd.
5612-0*	56120	Gray
<b>Architectural Lampholders</b>		
5613-0	56130	Gray
<b>Metal Spike Light</b>		
5792-0	57920	Gray

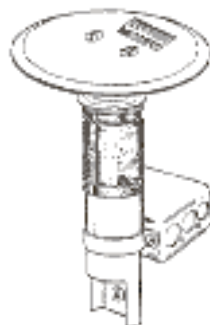
\*w/External Gasket.

**Accessories**

No.	Desc.
5611-0	External Gasket
5615-0	Hinged Wire Guard

**STEEL CITY®**

**Modular Poke-Through System**



4-hour fire rating. Cold smoke protection at installation. Complete service fitting line, interchangeable without removing lower unit. All fitting installable on top of single lower unit. Lower units available for 2 1/2", 3" core drilling holes. Interface with Versa-Trak under carpet wiring system. Power channel equivalent to 3/4" conduit capacity. UL Listed up to 12 wires. Communication equivalent to 1 1/4" conduit capacity.

No.	UPC	Desc.
FPT400A*	71192	Lower Unit For 2 1/2" Core Hole
FPT406	79704	Power Junction Box
FPT409	79707	7" Extension Tube
FPT411†	79708	Communication Box
FPT400B*	71526	Lower Unit For 3" Core Hole

\*Includes power junction box.

†Optional use when local code requires.

**STONCO**

**Boxes**



75



75-D

NPS size, 1/2".

No.	UPC	Desc.
<b>Round Boxes - 4 Hole Body</b>		
29	.....	3 1/2" w/1 back hole, 1 cover hole, 3 plugs; w/o lugs
27	.....	3 1/2" w/1 back hole, 1 cover hole, 3 plugs; w/lugs
74-D	.....	4" w/1 back hole, 1 cover hole, 3 plugs; w/o lugs
75*	.....	4" w/1 back hole, 2 plugs; w/lugs
753*	.....	4" w/1 back hole, 2 plugs; w/lugs
75-D	.....	4" w/1 back hole, 1 cover hole, 3 plugs; w/lugs
753-D†	.....	4" w/1 back hole, 1 cover hole, 3 plugs; w/lugs
75-F	.....	4" w/1 back hole, 3 cover holes, 4 plugs; w/lugs
<b>Round Boxes - 6 Hole Body</b>		
25-D	.....	4" w/1 back hole, 1 cover hole, 4 plugs
<b>Hexagon Boxes - 6 Hole Body</b>		
19-D	.....	4" w/1 back hole, 1 cover hole, 4 plugs
<b>Square Boxes - 4 Hole Body</b>		
143	.....	3" w/1 back hole, 1 cover hole, 3 plugs

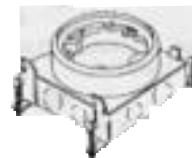
\*No cover

†NPS size, 3/4".

**Note:** Boxes, less covers, include screws and plugs only. Boxes with covers include gaskets, screws and plugs.

**WIREMOLD®**

**Floor Boxes**  
Series 880



885

All have 10° angular adjustment after concrete pour, and can accommodate a single or duplex receptacle mounted flush with floor. Can be used with all Walker 895/896 Series cover plates: plastic or brass, tile or carpet. Schedule 40 thickness PVC. Install quickly and easily.

**Concrete-Tight (Steel).** Adjustment before the pour 1 1/4" (No. 885), 1 3/4" (No. 886); after the pour 1/2".

**Watertight (Cast Iron).** Adjustment before the pour 2"; after the pour 1/2".

Continued on next page

Continued from previous page

No.	UPC	Dim., In.			Cap. Cu. In.	KO, In.	
		L	W	H		Sides	Bot.
<b>Concrete-Tight (Steel)</b>							
885	27603	4 1/16	4 1/16	2 1/2	32	2-1/2, 1-3/4	3-1/2, 2-3/4
886	27606	4 1/16	4 1/16	3 1/8	46	2-1/2, 1-3/4	3-1/2, 2-3/4
1-3/4, 1-1							
<b>Watertight (Cast Iron)</b>							
887	27609	4 1/16	4 1/16	3 1/8	25	1-1/2	...
1-3/4							
889	27615	4 1/16	4 1/16	3 1/16	40	1-1	...
1-1 1/4							

## WIREMOLD®

### Cover Plates

For Series 880 Floor Boxes



895

For 880 Series floor boxes with gasket and three brass screws.

**No. 895.** Brass. Duplex cover plate with two flip lids. 5 1/2" dia. No additional carpet plate required.

**No. 896.** Telephone or power cover plate without abandon plug. Dia., 5 1/2"; 2 5/8" opening.

**No. 896CK.** Telephone or power cover plate with combination plugs. Dim., 2 5/8" x 2 1/4".

**No. 896CK-1.** Telephone or power cover plate with combination plugs. Dim., 2 5/8" x 1".

**No. 896CK-3/4.** Telephone or power cover plate with combination plugs. Dim., 2 5/8" x 3/4".

**No. 896CK-1/2.** Telephone or power cover plate with combination plugs. Dim., 2 5/8" x 1/2".

**No. 895T.** Duplex cover plate with two flip lids, 4 1/4" dia.

**No. 896T.** Telephone or power cover plate without abandon plug. Dia. 4 1/4", 2 5/8" opening.

**No. 896TCK.** Telephone or power cover plate with combination plugs. Dim., 2 5/8" x 2 1/4".

**No. 896TCK-1.** Telephone or power cover plate with combination plugs. Dim., 2 5/8" x 1".

**No. 896TCK-3/4.** Telephone or power cover plate with combination plugs. Dim., 2 5/8" x 3/4".

**No. 896TCK-1/2.** Telephone or power cover plate with combination plugs. Dim., 2 5/8" x 1/2".

**No. 895P-BRN.** Duplex cover plate, brown, with two flip lids, 5 1/2" dia. Lexan polycarbonate.

**No. 895P-BLK.** Duplex cover plate, black, with two flip lids, 5 1/2" dia. Lexan polycarbonate.

**No. 895P-BRZ.** Duplex cover plate, bronze, with two flip lids, 5 1/2" dia. Lexan polycarbonate.

### For Carpet

No.	UPC	Desc.
895	27631	For Carpet
896	27634	For Carpet
896CK	27635	For Carpet
896CK-1	27640	For Carpet
896CK-3/4	27638	For Carpet
896CK-1/2	27636	For Carpet

### For Tile

No.	UPC	Desc.
895T	27630	For Tile
896T	27629	For Tile
896TCK	27650	For Tile
896TCK-1	27660	For Tile
896TCK-3/4	27655	For Tile
896TCK-1/2	27625	For Tile

## Polycarbonate

No.	UPC	Desc.
895P-BRN	27633	Brown
895P-BLK	27632	Black
895P-BRZ	89500	Bronze

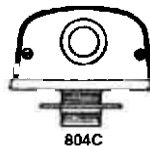
## WIREMOLD®

### Service Fittings

Walkerbox® - Horizontal Design



803GC



804C

Cast aluminum satin finish protected with a coating of clear enamel. Equipped with a 1" nipple for use in new installations or modernization projects, fittings are available for use with a full range of receptacles through 50 amperes and with bushed openings to accommodate telephone and communication equipment.

No.	UPC	Desc.	Unit Pkg.	Pkg. Qty.
803LR	.....	Less Receptacle	1	12



**No. 803GC.** 1-15A, 125V, 3-wire grounded duplex receptacle.

**No. 803DGC.** 2-15A, 125V, 3-wire grounded duplex receptacle.

Available With The Following Receptacles:

No.	UPC	Unit Pkg.	Pkg. Qty.
803GC	.....	1	12
803DGC	.....	1	12



### Bushed

No.	UPC	Desc.
804C	.....	w/One 1" Bushed Telephone Outlet
804BC	.....	w/One 1" Bushed Buzzer Outlet
804DC	.....	w/One 1" Bushed Telephone Outlet Back to Back



### Single Phase

No.	UPC	Desc.	Amps	Volts
807C	.....	Single Receptacle w/"L" Shaped Slot	30	250



### Grounded Single Phase

No.	UPC	Desc.	Amps	Volts
808C	.....	Single Opening One Side, 3-Wire Grounded Receptacle	50	250

## WIREMOLD®

### Poke-Through Receptacles

Walkerbox™ - 1900 Series



Flush profile with 4 power outlets and 2 low potential ports. Ports will accommodate up to 25 pair cable and/or modular jacks.

Single circuit for all 4 receptacles. Standard or isolated ground receptacle. No abandonment fittings or plugs necessary. Installation in single core 3" dia. drilled hole.

Install in floor from 2 1/2" and up. Pre-wired from J-box to 15A quad receptacle with 3-No. 12 wires.


Textured gray finish. Assembled unit. Classified for 2 hours. UL Listed.

No.	UPC	Desc.
1990-A	.....	Pre-Wired

## WIREMOLD®

### Poke-Through Receptacles

Walkerbox™ - 1600 Series



High capacity service fittings available. Install in 2" core drilled hole. Service fitting provides carpet saving feature to eliminate unnecessary cutting of carpet.

Install quickly in old or new work situations. Abandonment plugs for low cost abandonment.

Accommodate 2 1/2"-12" slab thicknesses. 15A, 125V duplex specification grade.

Classified for multiple cable capacity requirements. UL Listed.

No.	UPC	Desc.
16-241	.....	Poke-Thru Insert
1620-RT	.....	Single Svc. Telephone Recept.